

Residential | Commercial

Designed & Engineered in Silicon Valley

370W | 365W | 360W

Our DNA™ Split Cell Series impressively combines advanced solar technologies to maximize performance. Our patented Dual Nano Absorber (DNA™) Technology allows the panel to operate at high-efficiencies in extreme temperatures. Contact our sales team today to learn more about our line of high-efficiency solar panels.



Patented DNA™ technology boosts power performance & module efficiency



Advanced split cell technology with 9 ultra-thin busbars allows for less resistance and more photon capture



Ideal solution for applications affected by shading



All-black design for pristine aesthetics
No excessive silver bussing or ribbons



Robust product design is resilient in extreme weather. Up to 5400 Pa snow load and 210 mph wind speeds



30 Year
Warranty

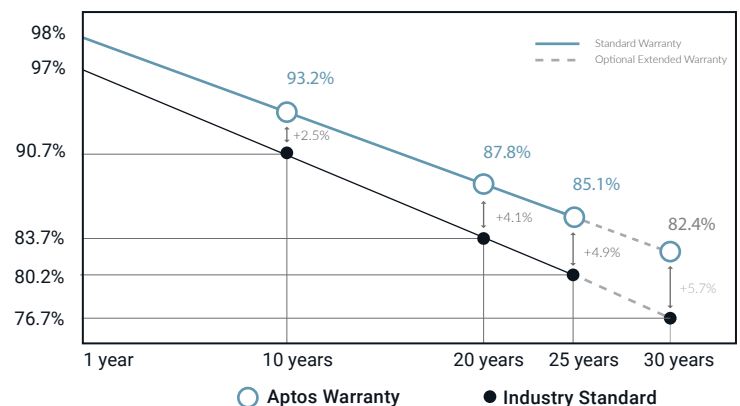
3X IEC
Standards

RETC Top
Performer

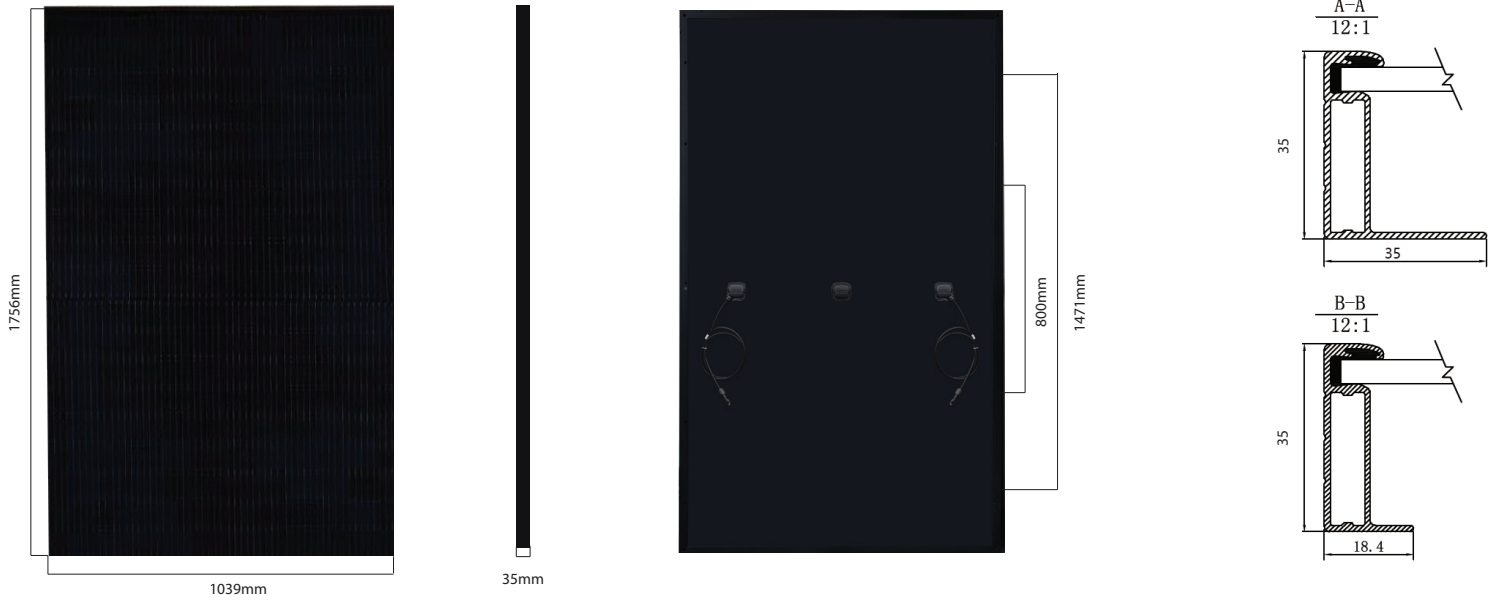
intertek



Linear Performance Warranty



3140 De La Cruz Blvd., Ste 200
Santa Clara, CA 95054
www.aptosolar.com
info@aptosolar.com



Electrical Specifications

	DNA-120-MF26-360W	DNA-120-MF26-365W	DNA-120-MF26-370W
STC Rated Output P_{mpp} (W)	360W	365W	370W
Module Efficiency	19.73%	20.01%	20.29%
Open Circuit Voltage V_{oc} (V)	40.6	40.7	40.8
Short Circuit Current I_{sc} (A)	11.24	11.36	11.51
Rated Voltage V_{mmp} (V)	33.8	33.96	34.06
Rated Current I_{mmp} (A)	10.66	10.75	10.87

Standard Test Conditions for front-face of panel: 1000 W/m², 25°C, measurement uncertainty $\leq 3\%$

Mechanical Properties

Cell Type	Monocrystalline
Glass	3.2mm, anti-reflection coating, high transmission, low iron, tempered glass
Frame	Anodized Aluminum Alloy
Junction Box	IP68
Dimensions	1756 X 1039 X 35mm
Output Cable	4mm ² (EU)12AWG, 39.37in.(1200mm)
Weight	45.19lbs.(20.5kg)
Cable Length	1200mm
Encapsulant	POE

Temperature Coefficients

Temperature Coefficients P_{mmp}	-0.36%
Temperature Coefficients I_{sc}	+0.05%/°C
Temperature Coefficients V_{oc}	-0.29%/°C
Normal Operating Cell Temperature (NOCT)	44°C

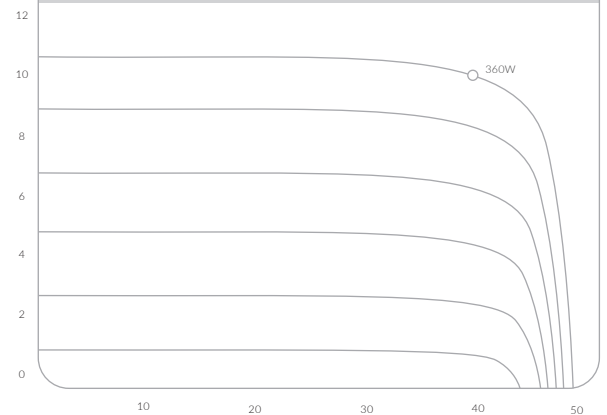
Test Operating Conditions

Maximum Series Fuse	20A
Maximum System Voltage	1,500 VDC (UL&IEC)
Maximum Load Capacity (Per UL 1703)	5400 PA Snow Load / 210mph Wind Rating
Fire Performance Class	Class C/Type 1

Packaging Configuration

Number of Modules per Pallet	30
Number of Pallets per 40ft. Container	26
Pallet Dimensions	1740 X 1140 X 1165
Pallet Weight (kg)	640
Container Weight (kg)	16640

I-V Curve



Certifications





UL61730-1, UL61730-2