

Hi-MO 5

LR5-54HABB 390~415M

- Suitable for distributed projects
- Advanced module technology delivers superior module efficiency
 - M10 Gallium-doped Wafer
 - Integrated Segmented Ribbons
 - 9-busbar Half-cut Cell
- Globally validated bifacial energy yield
- High module quality ensures long-term reliability



25-year Warranty for Materials and Processing



30-year Warranty for Extra Linear Power Output

Complete System and Product Certifications

IEC 61215, IEC 61730, UL 61730

ISO9001:2015: ISO Quality Management System

ISO14001: 2015: ISO Environment Management System

ISO45001: 2018: Occupational Health and Safety

IEC62941: Guideline for module design qualification and type approval

LONGI



21.3%
MAX MODULE
EFFICIENCY

0~3%
POWER
TOLERANCE


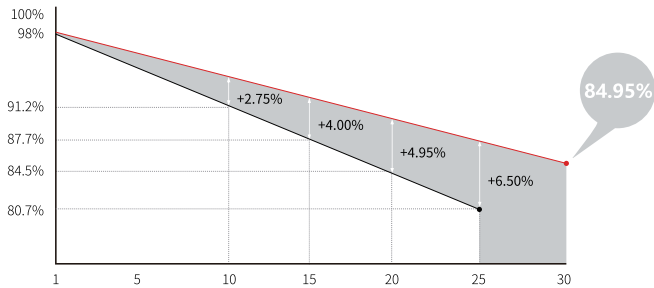
<2%
FIRST YEAR
POWER DEGRADATION

0.45%
YEAR 2-30
POWER DEGRADATION

HALF-CELL
Lower operating temperature

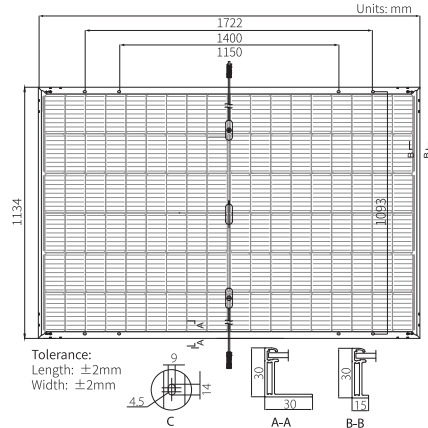
Additional Value

30-Year Power Warranty



Mechanical Parameters

Cell Orientation	108 (6×18)
Junction Box	IP68, three diodes
Output Cable	4mm ² , ±1200mm length can be customized
Glass	Dual glass, 2.0+1.6mm heat strengthened glass
Frame	Anodized aluminum alloy frame
Weight	22.5kg
Dimension	1722×1134×30mm
Packaging	36pcs per pallet / 216pcs per 20' GP / 936pcs or 792pcs(Only for USA) per 40' HC



Electrical Characteristics

STC : AM1.5 1000W/m² 25°C

NOCT : AM1.5 800W/m² 20°C 1m/s

Test uncertainty for Pmax: ±3%

Module Type	LR5-54HABB-390M		LR5-54HABB-395M		LR5-54HABB-400M		LR5-54HABB-405M		LR5-54HABB-410M		LR5-54HABB-415M	
	STC	NOCT	STC	NOCT	STC	NOCT	STC	NOCT	STC	NOCT	STC	NOCT
Maximum Power (Pmax/W)	390	291.5	395	295.2	400	299.0	405	302.7	410	306.5	415	310.2
Open Circuit Voltage (Voc/V)	36.58	34.39	36.81	34.61	37.05	34.84	37.29	35.06	37.53	35.29	37.77	35.51
Short Circuit Current (Isc/A)	13.57	10.95	13.65	11.01	13.72	11.07	13.79	11.13	13.87	11.19	13.94	11.25
Voltage at Maximum Power (Vmp/V)	30.47	28.43	30.70	28.64	30.94	28.86	31.18	29.09	31.42	29.31	31.66	29.54
Current at Maximum Power (Imp/A)	12.80	10.26	12.87	10.31	12.93	10.36	12.99	10.41	13.05	10.45	13.11	10.50
Module Efficiency(%)	20.0		20.2		20.5		20.7		21.0		21.3	

Electrical characteristics with different rear side power gain (reference to 400W front)

Pmax /W	Voc/V	Isc /A	Vmp/V	Imp /A	Pmax gain
420	37.05	14.41	30.94	13.58	5%
440	37.05	15.09	30.94	14.22	10%
460	37.15	15.78	31.04	14.87	15%
480	37.15	16.46	31.04	15.52	20%
500	37.15	17.15	31.04	16.16	25%

Operating Parameters

Operational Temperature	-40°C ~ +85°C
Power Output Tolerance	0 ~ 3%
Voc and Isc Tolerance	±3%
Maximum System Voltage	DC1500V (IEC/UL)
Maximum Series Fuse Rating	30A
Nominal Operating Cell Temperature	45±2°C
Protection Class	Class II
Bifaciality	70±5%
Fire Rating	UL Similar type 38 * IEC Class C

Mechanical Loading

Front Side Maximum Static Loading	5400Pa
Rear Side Maximum Static Loading	2400Pa
Hailstone Test	25mm Hailstone at the speed of 23m/s

Temperature Ratings (STC)

Temperature Coefficient of Isc	+0.050%/°C
Temperature Coefficient of Voc	-0.265%/°C
Temperature Coefficient of Pmax	-0.340%/°C

*Reference Standard: UL61730 Second Edition, Dated October 28, 2022