


SILFAB ELITE



SIL - 410 BG




••• NOT JUST ANOTHER
SOLAR PANEL.

Silfab Elite

Back-contact technology with an innovative conductive backsheet and integrated cell design delivers the highest performance, durability and beautiful aesthetics.

Manufactured exclusively in the United States.

SILFABSOLAR.COM



CHUBB

* Chubb provides error and omission insurance to Silfab Solar Inc.

ELECTRICAL SPECIFICATIONS		410	
Test Conditions		STC	NOCT
Module Power (Pmax)	Wp	410	305
Maximum power voltage (Vpmax)	V	38.07	35.35
Maximum power current (Ipmax)	A	10.77	8.64
Open circuit voltage (Voc)	V	45.92	42.14
Short circuit current (Isc)	A	11.30	9.16
Module efficiency	%	21.4%	19.9%
Maximum system voltage (VDC)	V		1000
Series fuse rating	A		20
Power Tolerance	Wp		0 to +10

Measurement conditions: STC 1000 W/m² • AM 1.5 • Temperature 25 °C • NOCT 800 W/m² • AM 1.5 • Measurement uncertainty ≤ 3%
Sun simulator calibration reference modules from Fraunhofer Institute. Electrical characteristics may vary by ±5% and power by 0 to +10W.

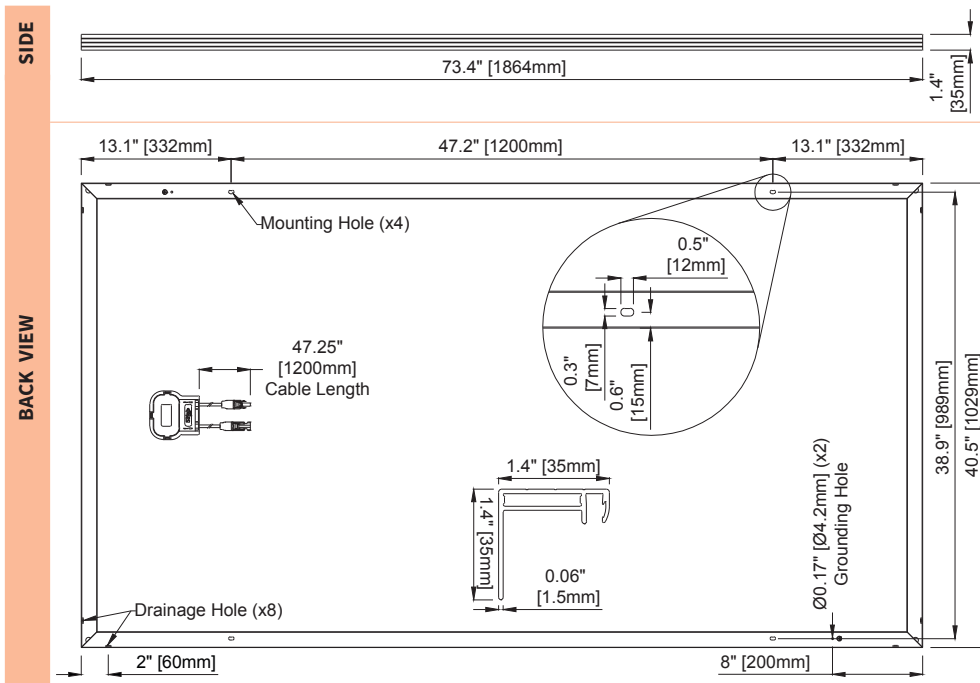
MECHANICAL PROPERTIES / COMPONENTS	METRIC	IMPERIAL
Module weight	20.8±0.2	45.8±0.4 lbs
Dimensions (H x L x D)	1864 mm x 1029 mm x 35 mm	73.4 in x 40.5 in x 1.4 in
Maximum surface load (wind/snow)*	5400 Pa rear load / 5400 Pa front load	112.8 lb/ft ² rear load / 112.8 lb/ft ² front load
Hail impact resistance	ø 25 mm at 83 km/h	ø 1 in at 51.6 mph
Cells	66 high-efficiency mono-PERC MWT c-Si cells 166 x 166 mm	66 high-efficiency mono-PERC MWT c-Si cells 6.53x6.53 in
Glass	3.2 mm high transmittance, tempered, DSM anti-reflective coating	0.126 in high transmittance, tempered, DSM anti-reflective coating
Cables and connectors (refer to installation manual)	1200 mm ø 5.7 mm, MC4 from Staubli	47.2 in, ø 0.22 (12AWG), MC4 from Staubli
Backsheet	Multilayer, integrated insulation film and electrically conductive backsheet, superior hydrolysis and UV resistance, fluorine-free PV backsheet	
Frame	Anodized Aluminum (Black)	
Bypass diodes	3 diodes-30SQ045T (45V max DC blocking voltage, 30A max forward rectified current)	
Junction Box	UL 3730 Certified, IEC 62790 Certified, IP67 rated	

TEMPERATURE RATINGS		WARRANTIES	
Temperature Coefficient Isc	+0.046 %/°C	Module product workmanship warranty	25 years**
Temperature Coefficient Voc	-0.279 %/°C	Linear power performance guarantee	30 years
Temperature Coefficient Pmax	-0.377 %/°C		≥ 97.1% end 1st yr
NOCT (± 2°C)	43.5 °C		≥ 91.6% end 12th yr
Operating temperature	-40/+85 °C		≥ 85.1% end 25th yr
			≥ 82.6% end 30th yr

CERTIFICATIONS		SHIPPING SPECS	
Product	UL 61215-1:2017 Ed.1, UL 61215-2:2017 Ed.1, UL 61730-1:2017 Ed.1, UL 61730-2:2017 Ed.1, CSA C22.2#61730-1:2019 Ed.2, CSA C22.2#61730-2:2019 Ed.2, IEC 61215-1:2016 Ed.1, IEC 61215-2:2016 Ed.1, IEC 61730-1:2016 Ed.2, IEC 61730-2:2016 Ed.2, IEC 61701:2020 (Salt Mist Corrosion), IEC 62716:2013 (Ammonia Corrosion), CEC Listing, UL Fire Rating: Type 1	Modules Per Pallet:	27 or 27 (California)
Factory	ISO9001:2015	Pallets Per Truck	31 or 30 (California)
		Modules Per Truck	837 or 810 (California)

* ▲ Warning. Read the Safety and Installation Manual for mounting specifications and before handling, installing and operating modules.

** 12 year extendable to 25 years subject to registration and conditions outlined under "Warranty" at silfabsolar.com
PAN files generated from 3rd party performance data are available for download at: silfabsolar.com/downloads



SILFABS SOLAR INC.

800 Cornwall Ave
Bellingham WA 98225 USA
T +1 360.569.4733
info@silfabsolar.com

SILFABSOLAR.COM

1770 Port Drive
Burlington WA 98233 USA
T +1 360.569.4733

240 Courtneypark Drive East
Mississauga ON L5T 2Y3 Canada
T +1 905.255.2501
F +1 905.696.0267

Silfab - SIL-410-BG-20221101

No reproduction of any kind is allowed without permission. Data and information is subject to modifications without notice. © Silfab Solar Inc., 2022. Silfab Solar® is a registered trademark of Silfab Solar Inc.