


# 17663

17660

QB2 WITH 4" MICROFLASHING®  
FOR ASPHALT, EPDM, & TPO ROOFS  
PATENT # 8448407



# TABLE OF CONTENTS

**3**

## SPEC SHEET

QTY & MEASUREMENT INFORMATION

---

**5**

## UL CERTIFICATION

PROOF OF UL CERTIFICATION

---

**7**

## INSTALLATION INSTRUCTIONS

STEP-BY-STEP-INSTALLATION GUIDE

---

**8**

## BUILDING CODE LETTER

REGARDING STAMP DATES

---

**9**

## ENGINEERING REPORT

UPLIFT & LATERAL LOAD TEST

---

**17**

## CHEMLINK COMPATIBILITY LETTER

OPTIONAL SEALANT

---

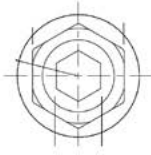
# SPEC SHEET

Part #	Box Quantity
17660	4" QB2 (25)
17663	4" Microflashing® (25); 4" QB2 (25); L-Foot (25)

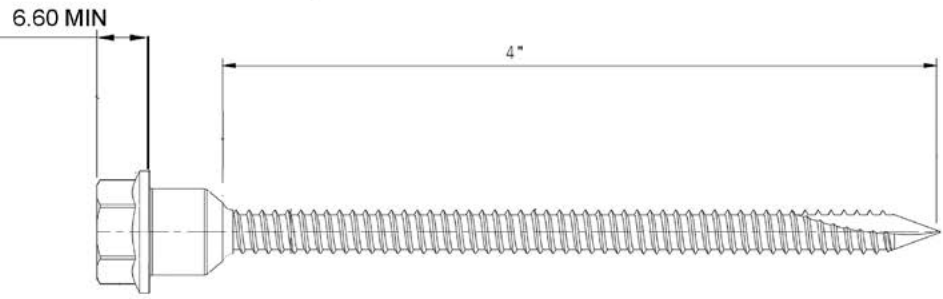


**QB2**

PN# 17660

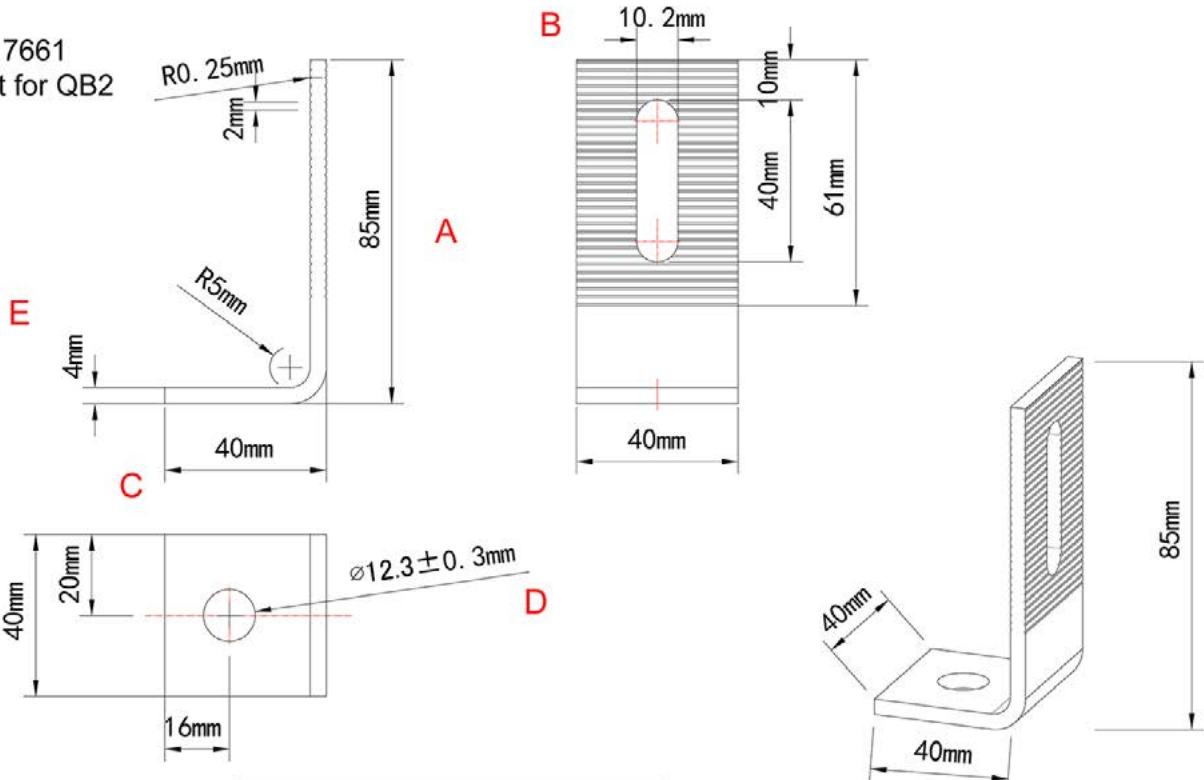


Dual Drive Technology  
1/2" Hex Outer Drive  
6mm Inner Drive



MATERIAL: Stainless Steel 304				STATUS: Approved
SURFACE TREATMENT: PASSIVATION				
TOLERANCE: AS PER DRAWING		VERSION: 01	FORMAT: A3	Scale: 5:1
		ISO:	PAGES: 1/1	UNIT: METRIC
		DRAWN: MAR. 19'19		ITEM: 5/16 X 4" HEX FLANGE QUICK BOLT
		APPROVED: MAR. 19'19		DRAWING NO.: SL20190316-1
				SALES:

PN# 17661  
L-Foot for QB2



Part # 17659

5/16" x 4"  
304 Stainless Steel  
Compression Washer Black



## CERTIFICATE OF COMPLIANCE

**Certificate Number** E493748  
**Report Reference** E493748-20170817  
**Date** 2023-April-07

**Issued to:** QuickBOLT a Division of Quickscrews International Corp  
5830 Las Positas Rd  
Livermore CA, 94551 US

**This is to certify that representative samples of** MOUNTING SYSTEMS, MOUNTING DEVICES, CLAMPING DEVICES AND GROUND LUGS FOR USE WITH PHOTOVOLTAIC MODULES AND PANELS - COMPONENT  
See Addendum Page for Product Designation(s).

Have been evaluated by UL in accordance with the component requirements in the Standard(s) indicated on this Certificate. UL Recognized components are incomplete in certain constructional features or restricted in performance capabilities and are intended for installation in complete equipment submitted for investigation to UL LLC.


**Standard(s) for Safety:** UL 2703, Mounting systems, mounting devices, clamping/retention devices, and ground lugs for use with flat-plate photovoltaic modules and panels-.

**Additional Information:** See the UL Online Certifications Directory at <https://iq.ulprospector.com> for additional information

This Certificate of Compliance indicates that representative samples of the product described in the certification report have met the requirements for UL certification. It does not provide authorization to apply the UL Recognized Component Mark. Only the Authorization Page that references the Follow-Up Services Procedure for ongoing surveillance provides authorization to apply the UL Mark.

Only those products bearing the UL Recognized Component Mark should be considered as being UL Certified and covered under UL's Follow-Up Services.

Look for the UL Recognized Component Mark on the product.



Deborah Jennings-Conner, VP Regulatory Services

UL LLC

Any information and documentation involving UL Mark services are provided on behalf of UL LLC (UL) or any authorized licensee of UL. For questions, please contact a local UL Customer Service Representative at <http://ul.com/aboutul/locations/>




# CERTIFICATE OF COMPLIANCE

**Certificate Number** E493748  
**Report Reference** E493748-20170817  
**Date** 2023-April-07

This is to certify that representative samples of the product as specified on this certificate were tested according to the current UL requirements

**Models:**

USR – Component, Roof Mounting Hook Units, Models 15891 15893 15987 16000 16317 16318 16319 16320 16988 16990 16991 16993 17508 17509 17510 17511 17512 17513 17514 17515 17516 17517 17518 17519 17520 17521 17522 17523 17524 17525 17526 17527 17536 17537 17538 17539 17540 17541 17542 17543 17544 17545 17546 17547 17548 17549 17550 17551 17552 17553 17554 17555 17556 17558 17559 17560 17566 17567 17568 17569 17570 17571 17572 17573 17574 17575 17576 17577 17578 17579 17580 17585 17586 17587 17588 17589 17592 17596 17597 17598 17599 17600 17601 17606 17607 17608 17609 17610 17611 17612 17613 17614 17615 17616 17617 17618 17620 17621 17622 17623 17624 17625 17626 17627 17628 17629 17630 17631 17632 17633 17636 17637 17638 17639 17640 17641 17642 17643 17646 17647 17648 17649 17650 17651 17652 17653 17654 17659 17664 17667 17669 17670 17671 17672 17673 17678 17679 17680 17681 17686 17687 17688 17689 17700 17701 17702 17703 17704 17705 17706 17707 17708 17709 17710 17711 17712 17717 17718 17750 17751 17752 17753 17759 15891-10 15891BLK-10 15987A 15987B 17667SS 17672SS 17680SS 17688SS 17713SS 17720 17721SS 17723 17724SS 17726 17727SS 17729 17730SS 15894SS 15891SS 15987BSS 17660 17661 17662 17663 17747 17748



Deborah Jennings-Conner, VP Regulatory Services

UL LLC

Any information and documentation involving UL Mark services are provided on behalf of UL LLC (UL) or any authorized licensee of UL. For questions, please contact a local UL Customer Service Representative at <http://ul.com/aboutul/locations/>



# INSTALL INSTRUCTIONS



1



2



3




4



5



6



## QB2 (17662)

### RECOMMENDED MATERIALS

- Tools to locate and mark rafter
- Drill with a 15/64" drill bit
- MFG approved sealant (optional)
- 1/2" Nut Setter

### INSTALLATION INSTRUCTIONS

1. Locate and mark the rafter
2. Predrill the hole
3. Optional: Fill the predrilled hole with MFG approved sealant
4. Optional: Place a ring of sealant around the bottom of the Microflashing® washer
5. Place the Microflashing®
6. Insert the Bolt into the L-Foot
7. Drive the Bolt until the Microflashing® is compressed

To compress Microflashing® properly with QB2 use a 150 minimum torque lbs/inch

The Bolt will compress the Microflashing® and when fully compressed the L-Foot will not rotate.



# BUILDING CODE LETTER



March 22<sup>nd</sup>, 2023

To whom this may concern,

QuickBOLT is committed to excellence. The parts tested are durable goods, meaning the material composition and detailed specifications of the parts do not change. Therefore, all stamps are current. Any part tested will have the same results no matter what year the tests are performed. All testing and reports are current and valid with 2022 CBC standards.

SolarRoofHook is the previous name of QuickBOLT. Any test result referencing SolarRoofHook is referring to a QuickBOLT product.

All our parts were tested by a third-party test facility, in possession of a current engineering license for the state where the tests were performed for the following.

1. Uplift test
2. Downward load test
3. Lateral Test – Asphalt Mounts, and Metal Mounts only
4. ASTM E2440 and ASTM E330 Waterproof Tests - QuickBOLT only

The following is an excerpt from:

CALIFORNIA BOARD FOR PROFESSIONAL ENGINEERS AND LAND SURVEYORS  
guide to Engineering & Land Surveying for City and County Officials  
Page 12, Line 27

**27. If the license has expired between the time the engineering documents were prepared and the time when the local agency's review is performed, do the documents need to be re-sealed by a licensee with a current license? (B&P Code §§ 6733, 6735, 6735.3, 6735.4)**

**As long as the license was current at the time the engineering documents were prepared, the documents do not need to be re-sealed prior to review by the local agency. However, any changes (updates or modifications) to the documents that are made following the review by the local agency would have to be prepared by a licensed engineer with a current license and those changes would have to be signed and sealed.**

We trust the information provided will resolve any request for the test reports submitted to have a stamp from the current year.

Regards,

Rick Gentry  
Executive Vice President



# ENGINEERING REPORT



## QUICKSCREWS INTERNATIONAL CORP. MOCK-UP TEST REPORT

### SCOPE OF WORK

UPLIFT AND LATERAL LOAD TEST FOR QB2 QUICKBOLT

Part# 17662 – 4.00" QB2 Kit 3" Microflashing® + SS-LFT 25/KTP

Part# 17663 – 4.00" QB2 Kit 4" Microflashing® + SS-LFT 20/KTP

### REPORT NUMBER

K3215.01-301-44

### TEST DATES

10/30/19 - 10/31/19

### ISSUE DATE

12/06/19

### REVISION 1 DATE

12/19/19

### RECORD RETENTION END DATE

10/31/24

### PAGES

10

### DOCUMENT CONTROL NUMBER

RT-R-AMER-Test-2744 (04/05/18)

© 2017 INTERTEK





Total Quality. Assured.

2524 E. Jensen Ave  
Fresno, California 93706

Telephone: 559-233-8705  
Facsimile: 717-764-4129  
www.intertek.com/building

**TEST REPORT FOR QUICKSCREWS INTERNATIONAL CORP.**

Report No.: K3215.01-301-44

Date: 12/06/19


**REPORT ISSUED TO**

**QuickBOLT - A Division of  
QUICKSCREWS INTERNATIONAL CORP.**

5830 Las Positas Road  
Livermore, California 94551

**PROJECT**

**UPLIFT AND LATERAL TEST**



For INTERTEK B&C:

**COMPLETED BY:** Ricardo Cortez

**TITLE:** Technician

**SIGNATURE:** *R. Cortez*

**DATE:** 12/19/19

**REVIEWED BY:** Tyler Westerling, P.E.

**TITLE:** Senior Project Engineer

**SIGNATURE:** *T. Westerling*

**DATE:** 12/19/19

RC:ms



Total Quality. Assured.

2524 E. Jensen Ave  
Fresno, California 93706

Telephone: 559-233-8705  
Facsimile: 717-764-4129  
www.intertek.com/building

**TEST REPORT FOR QUICKSCREWS INTERNATIONAL CORP.**

Report No.: K3215.01-301-44

Date: 12/06/19

**SECTION 1**

**SCOPE**

Intertek Building & Construction (B&C) was contracted by QuickBOLT to perform performance testing on the QB2 Asphalt Mount at the Intertek B&C test facility in Fresno, CA. Results obtained are tested values. This report includes complete written and photographic documentation of all testing performed and a copy of "As-Built" mock-up drawings.

This report does not constitute certification of this product nor an opinion or endorsement by this laboratory. This report and related test records that are retained such as "As-Built" mock-up drawings, datasheets, representative samples of test specimens, or other pertinent project documentation will be serviced by Intertek B&C for the entire test record retention period. At the end of this retention period, such materials shall be discarded without notice and the service life of this report by Intertek B&C will expire.

**SECTION 2**

**TEST METHOD**

Mock-up testing was performed in accordance with referenced test methods as specified in the bid documents.

**SECTION 3**

**LIST OF OFFICIAL OBSERVERS**

NAME	COMPANY
Dustin Harris	Intertek B&C
Meng Vang	Intertek B&C
Tyler Westerling, P.E.	Intertek B&C

**SECTION 4**

**GENERAL MOCK-UP DESCRIPTION**

**Uplift and Lateral Load Test**

**Material Source/Installation**

The mock-up materials/components were supplied by QuickBOLT. The installation of the mock-up was completed by Intertek B&C.

**TEST REPORT FOR QUICKSCREWS INTERNATIONAL CORP.**

Report No.: K3215.01-301-44

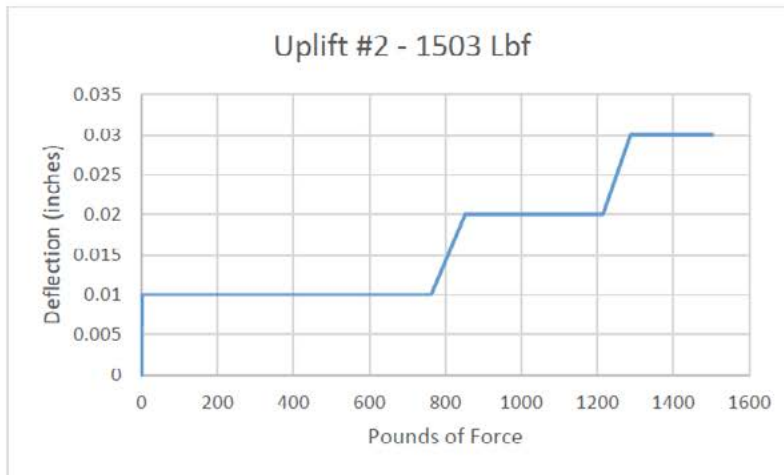
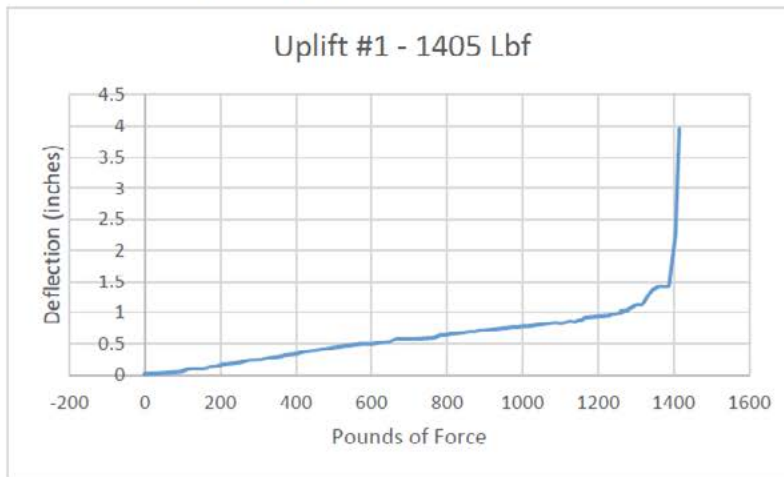
Date: 12/06/19

**SECTION 5**

**FINAL TEST RESULTS**

Charts below represent Uplift and Lateral loads.

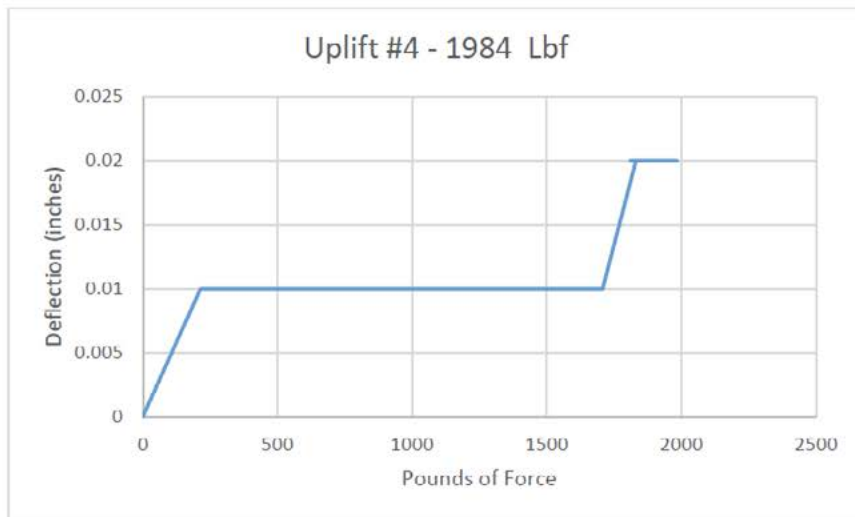
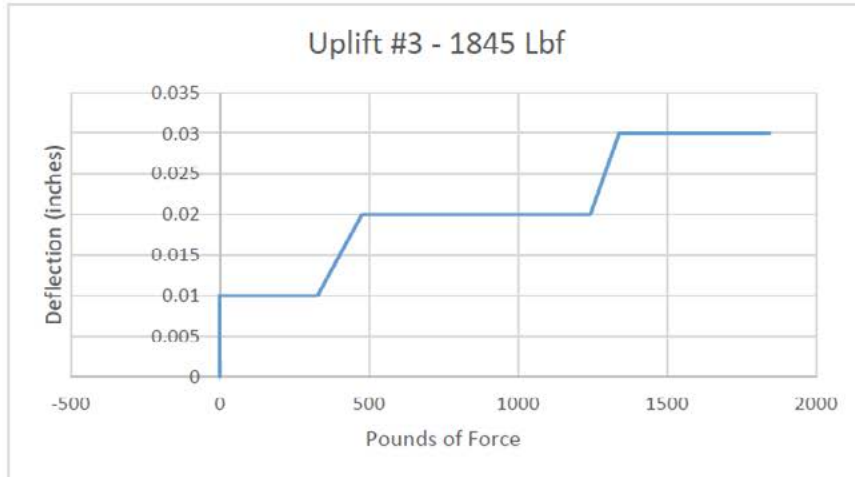
Uplift		Lateral	
Run #	Lbf	Run #	Lbf
#1	1,405	#1	475
#2	1,503	#2	498
#3	1,845	#3	501
#4	1,984	Average =	491 lbf
#5	2,113		
Average =	1,770 lbf		



## TEST REPORT FOR QUICKSCREWS INTERNATIONAL CORP.

Report No.: K3215.01-301-44

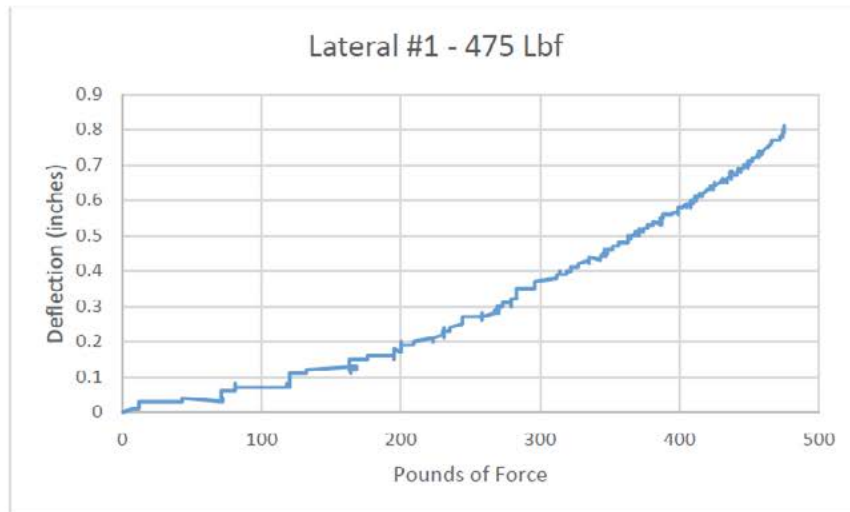
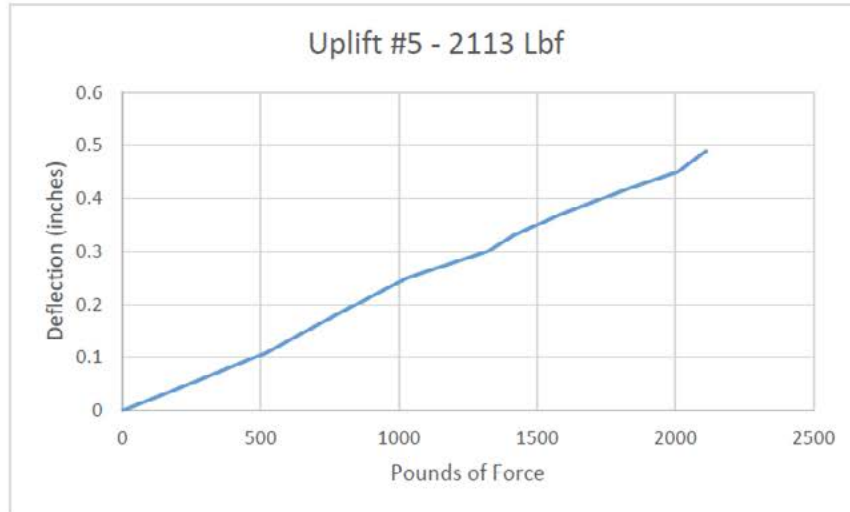
Date: 12/06/19



**TEST REPORT FOR QUICKSCREWS INTERNATIONAL CORP.**

Report No.: K3215.01-301-44

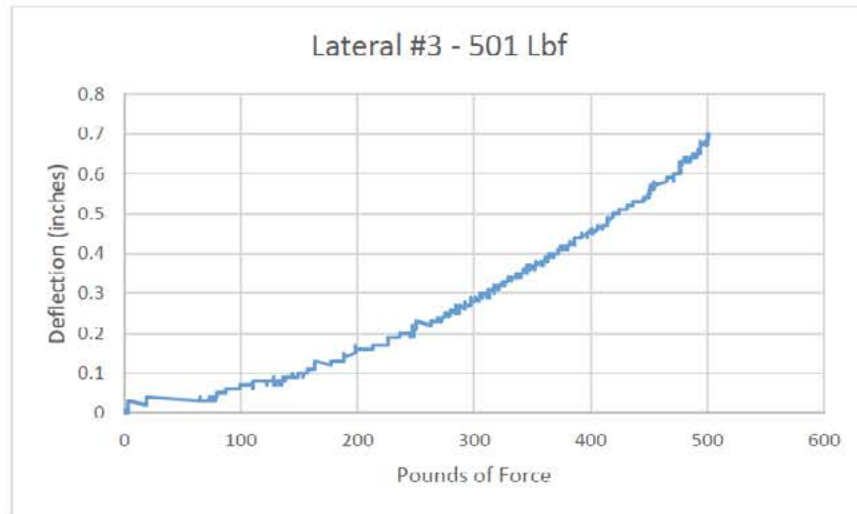
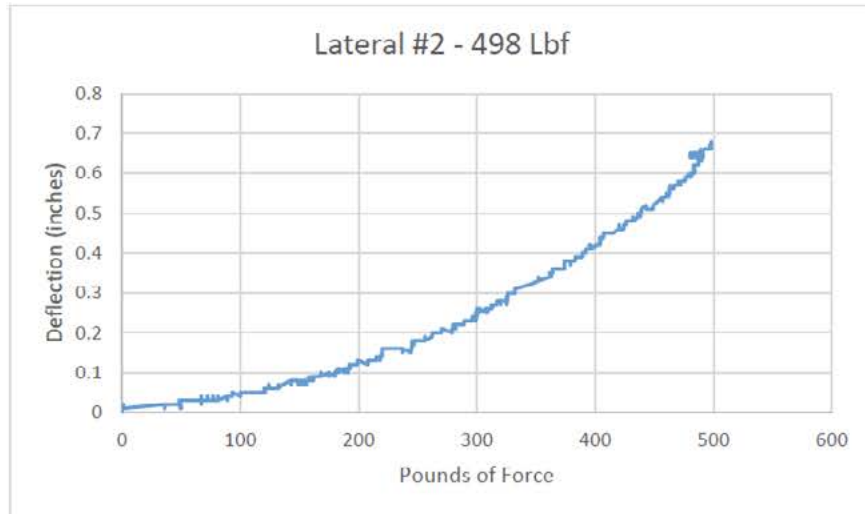
Date: 12/06/19



**TEST REPORT FOR QUICKSCREWS INTERNATIONAL CORP.**

Report No.: K3215.01-301-44

Date: 12/06/19





2524 E. Jensen Ave  
Fresno, California 93706

Telephone: 559-233-8705  
Facsimile: 717-764-4129  
[www.intertek.com/building](http://www.intertek.com/building)

**TEST REPORT FOR QUICKSCREWS INTERNATIONAL CORP.**

Report No.: K3215.01-301-44

Date: 12/06/19

**SECTION 6**

**CONCLUSION**

The mock-up met the specified performance requirements.



# CHEMLINK COMPATIBILITY



February 15, 2023

ATTN: Rick Gentry, Executive VP

QuickBolt

5830 Las Positas Blvd.

Livermore, California 94551

Subject: Product compatibility:

This letter is regarding the compatibility of the ChemLink M-1® Universal Adhesive and Sealant with the Microflashing® by QuickBolt. My testing indicated that there are no known compatibility issues with Microflashing® and M-1® when they are used as directed. Acceptable adhesion was achieved within seven days of application. The M-1® adhesive / sealant was applied at 70° Fahrenheit and 50% relative humidity.

All surfaces should be clean, dry, and free of all contaminants. Use isopropyl alcohol to prepare surfaces. Do not use mineral spirits or xylene.

Thank you,

Rick Berthiaume

Technical Services Manager