


Splice Foot Screw



M5×60

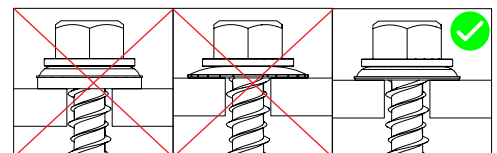


DATA SHEET



Built to Last

- / Includes EPDM washer
- / Compatible with comp shingle and asphalt roofs
- / #10 screw



PRODUCT FEATURES



- / Self-tapping screw with EPDM washer
- / Kitted with both Splice Foot X and XL
- / Can be drilled into rafter or decking
- / No pilot hole required

TECHNICAL DATA

| Splice Foot Screw | |
|-------------------|------------------------------------|
| Part Number | 4000115 |
| Roof Type | Composition shingle, asphalt roofs |
| Material | Stainless steel |
| Drive | 5/16" socket |
| Roof Connection | Drill into rafter or decking |
| Thread Length | 60mm |
| Thread | M5 |
| Warranty | 25 years |

Components



Splice Foot Screw

| Part Number | Description |
|-------------|--------------------------|
| 4000115 | Splice Foot Screw, M5x60 |

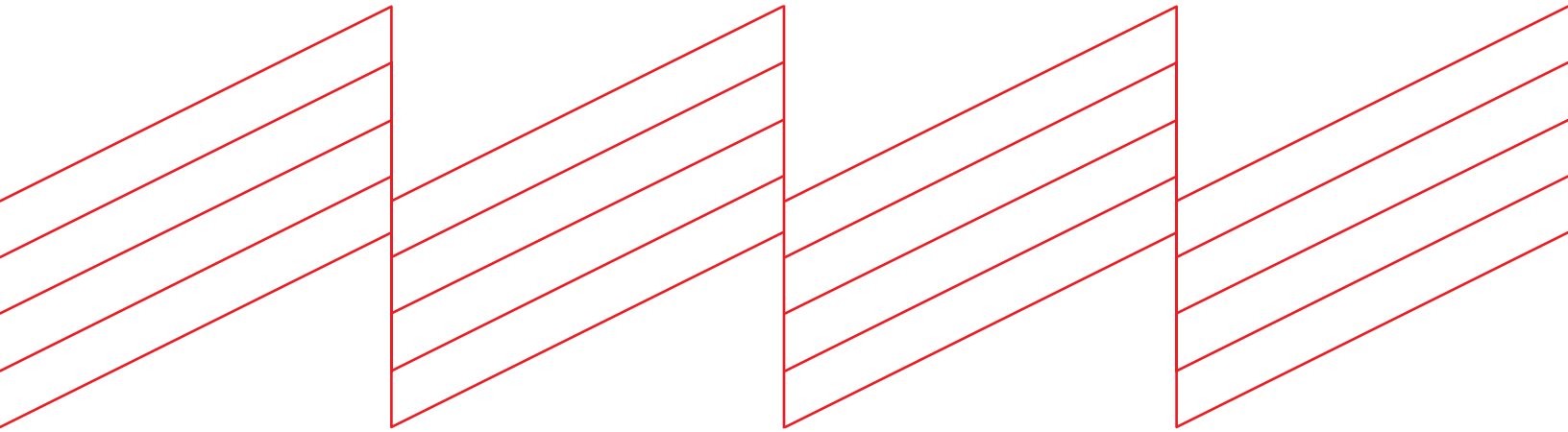


Splice Foot X & XL

| Part Number | Description |
|-------------|---------------------------|
| 4000131 | Splice Foot X, Set, Mill |
| 4000162 | Splice Foot XL, Set, Mill |
| 4000115 | Splice Foot Screw, M5x60 |



Connecting Strength



K2 Systems, LLC

4665 North Ave. Suite I • Oceanside, CA 92056 •
USA +1.760.301.5300 • infous@k2-systems.com
www.k2-systems.com

Splice Foot Screw Data Sheet V1 | 0323 • Subject to change
Product illustrations are exemplary and may differ from the original.