

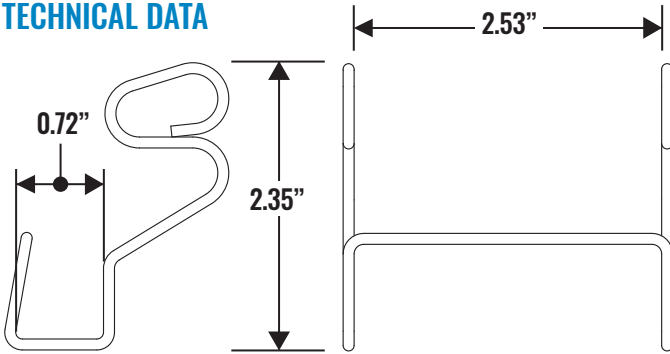


ENPHASE ENGAGE CABLE CLIP

Provides cable management by clipping Enphase Engage cable assembly to any size module frame




TECHNICAL DATA



GENERAL CLIP DIMENSIONS - (DRAWINGS N.T.S)




MINIMUM MODULE FRAME REQUIREMENTS




PUB15NOV16


INSTALLATION STEPS



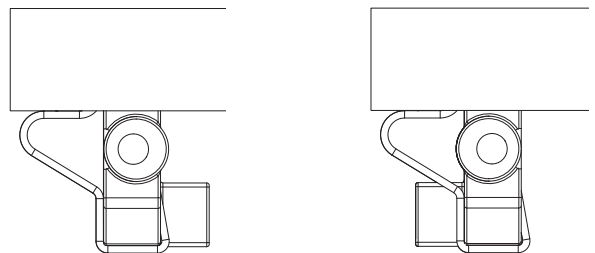
INSTALL ENGAGE CABLE MOUNTING CLIP ON THE CONNECTOR BLOCK



ATTACH CLIP TO MODULE FLANGE



PLUG MICROINVERTER INTO CONNECTOR BLOCK ON ENGAGE CABLE



ALTERNATE MOUNTING POSITIONS / CONFIGURATIONS

APPLICATIONS

- SOLARMOUNT & SUNFRAME Rail Systems
- ROOF MOUNT Ballasted Flat Roof System
- SUNFRAME MICRORAIL Racking System

FEATURES

- Snaps Directly to Module Frame
- Module Agnostic
- Exclusively for Enphase Engage cable assembly